

2008 Minnesota Teen Pregnancies and Births

DRAFT-

The Minnesota Organization on Adolescent Pregnancy, Prevention and Parenting (MOAPPP) is a statewide nonprofit organization dedicated to promoting adolescent sexual health.

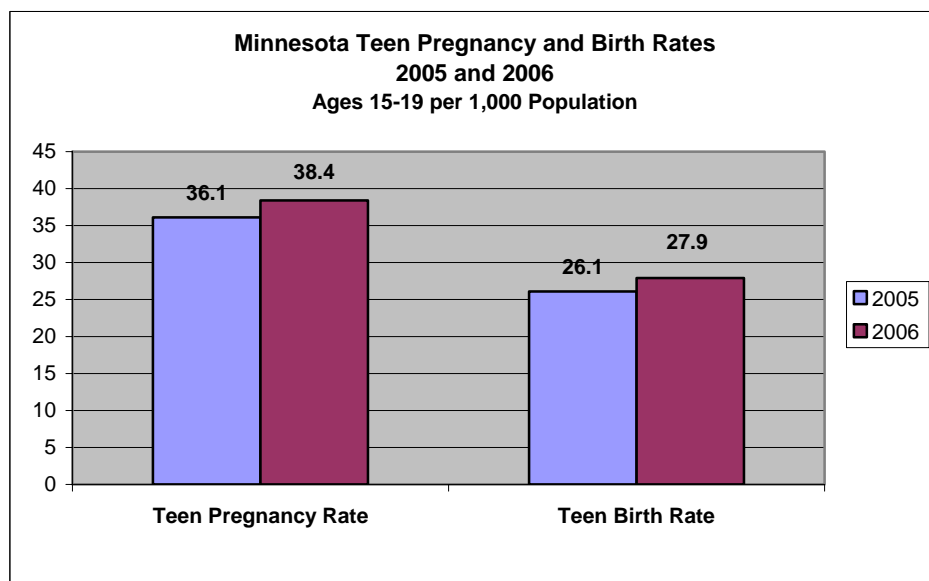
This report provides information about the one-year rise in teen pregnancy and birth rates from 2005 to 2006, the most recent year for which data are available. A more detailed report, including county-level data, will be available later this spring.

Rise in Rates

Change in Rates From 2005 to 2006

There was a 6% increase in the state's teen pregnancy **rate** and a 7% increase in the state's teen birth **rate** between 2005 and 2006. This is the first time the **rates** have increased in 16 years. The increase in Minnesota's teen birth **rate** (7%) was more than twice the increase in the national teen birth **rate** (3%).

Minnesota's 2006 teen pregnancy **rate** was 38.4 per 1,000 and the birth **rate** was 27.9 per 1,000.



Rise in Numbers

Change in Numbers from 2005 to 2006

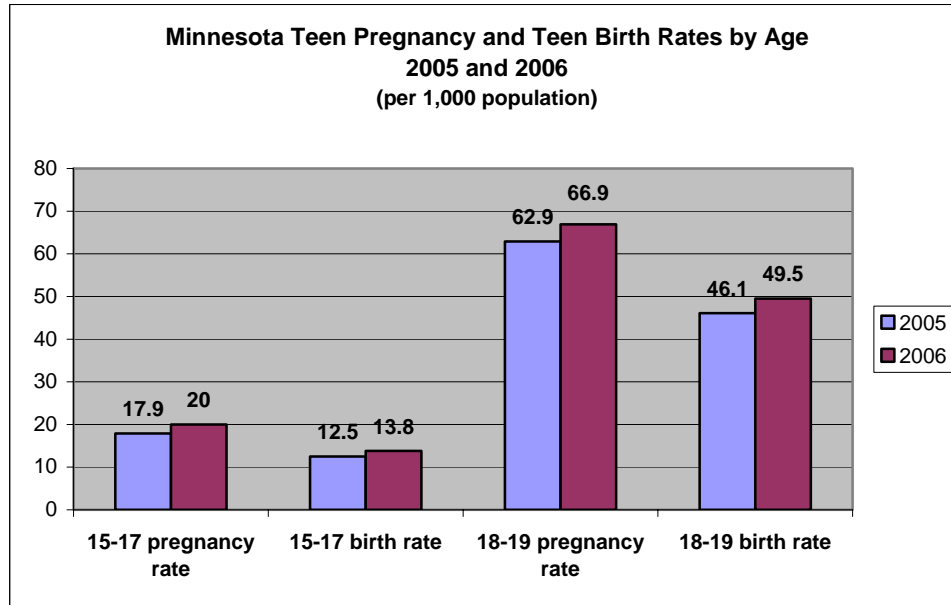
There was a 6% increase in the **number** of teen pregnancies and births to young women ages 15-19 between 2005 and 2006. Again, the increase in **number** of pregnancies was steeper among 15-17 –year-olds (13%) than 18-19-year-olds (3%), as was the increase in **number** of births (12% vs. 4%).

| | 2005 | 2006 | Percent Change |
|--------------------|------|------|----------------|
| Pregnancies | 6622 | 7014 | 6% |
| Births | 4780 | 5087 | 6% |

By Age

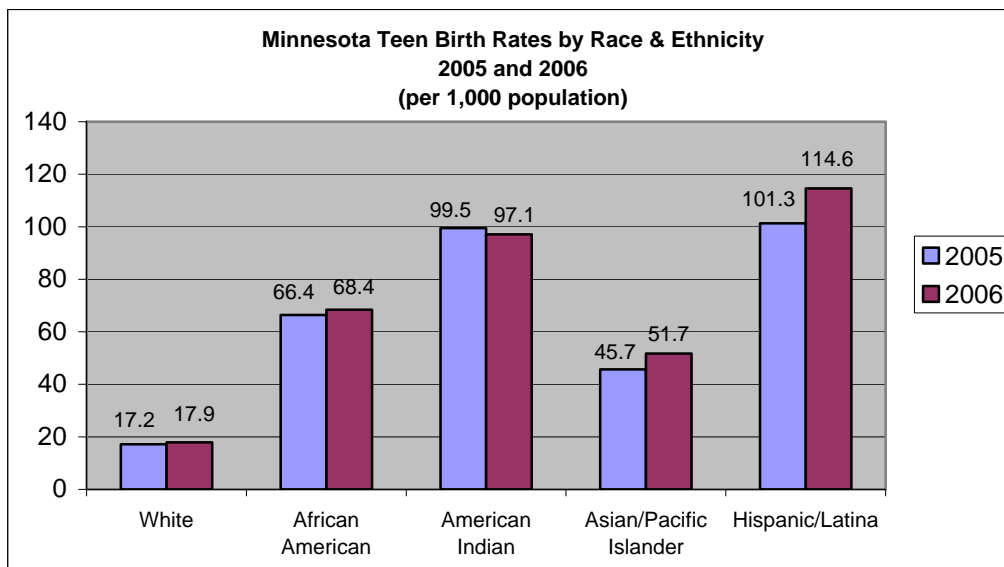
While overall pregnancy and birth rates are typically lower for 15-17-year olds, the increase in rates was markedly steeper for this group:

- Among 15-17-year olds, the pregnancy rate increased 12% and the birth rate increased 10%.
- Among 18-19-year-olds, the pregnancy rate increased 6% and the birth rate increased 7%.



By Race/Ethnicity

Teen pregnancy and birth rates increased for all populations in the state, except for American Indians. Increases ranged from 3% for African Americans to 4% for Whites to 13% for Asian/Pacific Islanders and Hispanic/Latinas.



Creation and dissemination of this publication supported by a grant from the Centers for Disease Control and Prevention, Cooperative Agreement Number U88/CCU524993:01: Maternal, Infant, and Reproductive Health: National and State Coalition Capacity Building.

Data sources

Centers for Disease Control and Prevention, Center for National Center for Health Statistics. Births: Preliminary Data for 2006. www.cdc.gov/nchs/data/nvsr/nvsr56/nvsr56_07.pdf.

Minnesota Department of Health, Minnesota Center for Health Statistics. www.health.state.mn.us.

March 2008