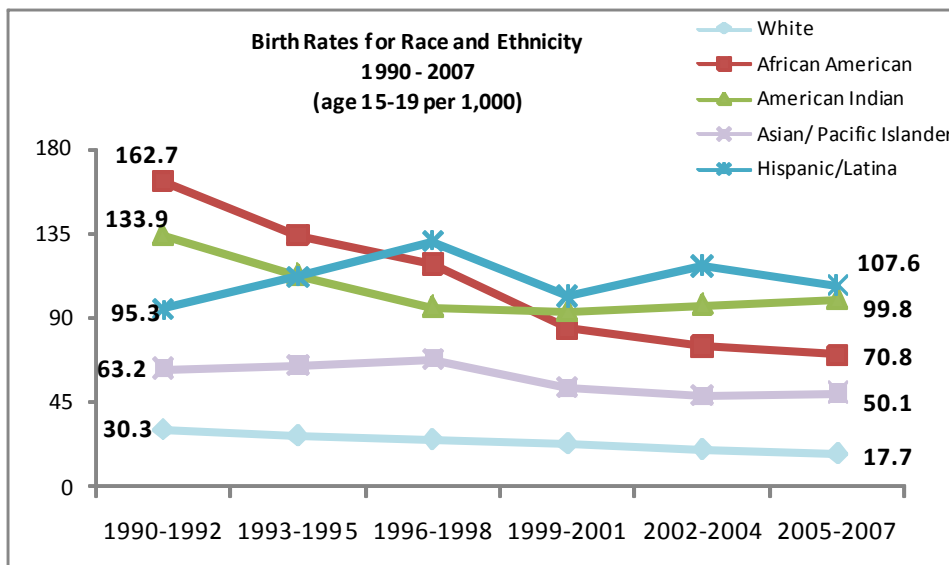
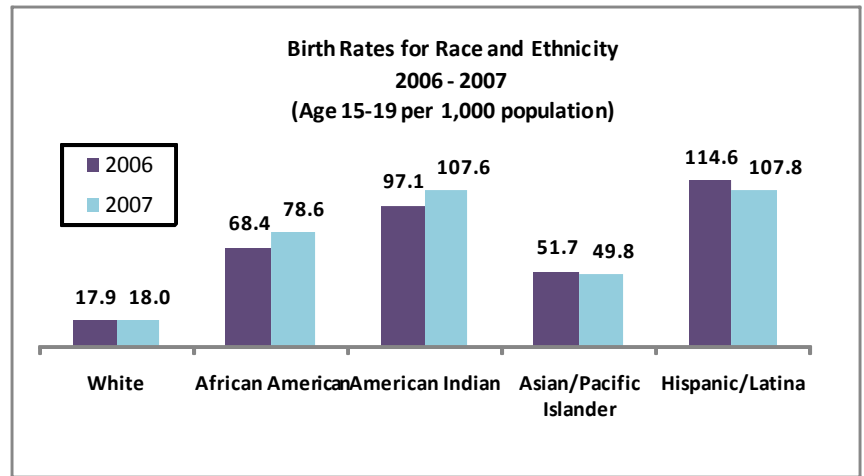


Disparities in Minnesota Adolescent Birth Rates by Race and Ethnicity¹

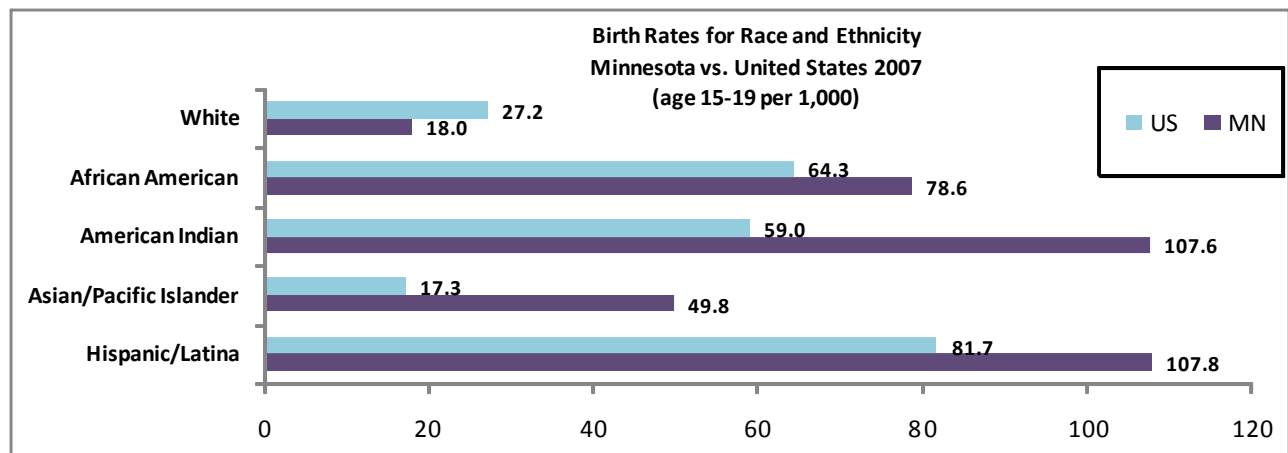
The 2007 birth rate for all adolescents aged 15-19 in Minnesota (28.5 per 1,000 population) was among the lowest in the United States, falling well below the national average (42.5 per 1,000 population).² The first increase in 14 years for Minnesota birth and pregnancy rates occurred in 2006. The most recent data (released in 2009) indicate that both pregnancy and birth rates increased again from 2006-2007. This increase is also mirrored nationally.

In 2007, birth rates in Minnesota increased for African American and American Indian adolescents. Birth rates decreased for Asian/Pacific Islander and Hispanic/Latino adolescents. The birth rate for White adolescents stayed the same from 2006-2007.



Preliminary data for 2007 indicate that the adolescent birth rate for white females in the U.S. was 27.2 per 1,000² compared to 18.0 per 1,000 in Minnesota. However, all other racial and ethnic groups in Minnesota had higher rates than the corresponding national rate.

Although adolescent pregnancy and birth rates are high among Minnesota populations of color, the greatest *number* of adolescent births is still to white females.



¹ Minnesota Department of Health Statistics, 2009

² Hamilton BE, Martin JA, Ventura SJ. Births: Preliminary data for 2007. National vital statistics reports; vol 57 no 12. Hyattsville, MD: National Center for Health Statistics, 2009